

# Ficha Técnica

## Cocina Serie 750 EV Cocinas y encimeras a gas

**Jemi** Simply built to last  
Professional Dishwashing and Cooking Equipment

### Mod. S761 EV

#### Características

Dimensiones exteriores 1200 x 750 x 380 mm.

Peso 97 Kg.

Consumo gas Hi (15°C 1013,25 mbar)

Gas natural H G20 Hi = 34.02 MJ / m<sup>3</sup> 3,67

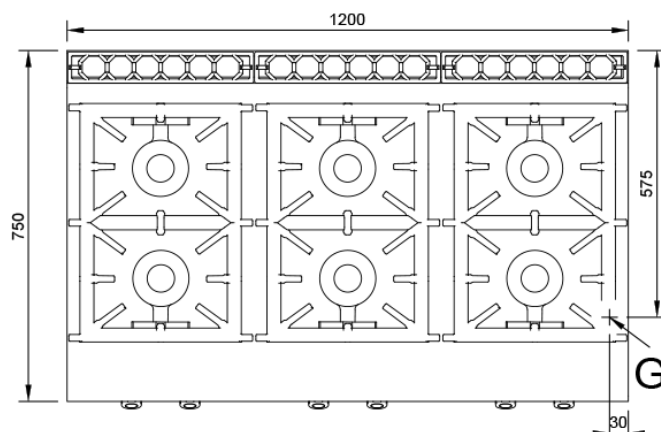
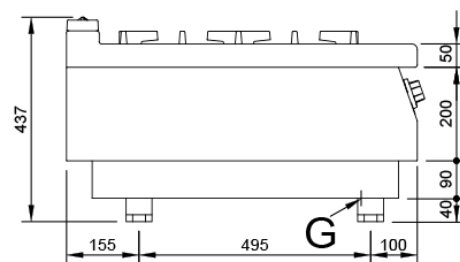
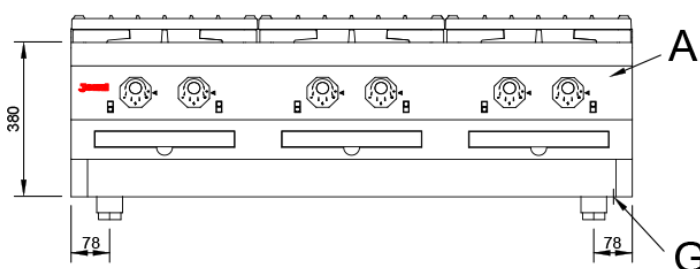
G.P.L. G30 / G31 Hi = 45.65MJ / kg 2,89

Quemadores 6 de ø 120 mm.

Potencia quemador ø 120 mm. 7,4 Kw. / 6.300 Kcal/h.

Entrada gas 3/4"

Potencia calorífica nominal 43.95 Kw.



#### Leyenda

A. Placa de características  
(frontal interior)

G. Entrada gas 3/4".  
Potencia: 43,95 Kw.  
37.800 Kcal/h.

