



■ Papeleras de cúpula abierta

Elegantes papeleras de separación de residuos disponibles en 5 colores. Sin bordes afilados. Su amplia abertura permite deshacerse del residuo sin tocar la papelerera.



OD-6140-SBLU

Papelerera de cúpula abierta con tapa
38 cm de Ø x 74 cm de alto - 40 L



OD-6140-SGRN

Papelerera de cúpula abierta con tapa
38 cm de Ø x 74 cm de alto - 40 L



OD-6140-SRED

Papelerera de cúpula abierta con tapa
38 cm de Ø x 74 cm de alto - 40 L



OD-6140-SYEL

Papelerera de cúpula abierta con tapa
38 cm de Ø x 74 cm de alto - 40 L



OD-6140-SSSTL

Papelerera de cúpula abierta con tapa
38 cm de Ø x 74 cm de alto - 40 L



OD-3352-BLA

Papelerera de cúpula abierta
38 cm de Ø x 88 cm de alto - 56 L




Todos los artículos resaltados en **negrita** son productos en stock habitual. Consultar colores disponibles.

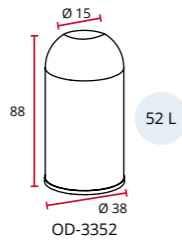
OPEN DOME RECEPTACLE

Dropping the waste **without touching.**

The simplest no-touch disposal of waste. The external matt black cover lid is easy to clean and hides the inside liner underneath for an overall neat look. Rounded and sleek design that will fit both in restrooms or in stores. Commercial grade construction with rubber rim at the bottom to protect against scratches and chemicals.



Conveniently sized top opening for fast and clean waste disposal



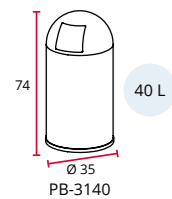
OD-3352-BLA

Item Code	Description	Colour	Material
OD-3352-BLA	Open dome receptacle 52 L	Black	Epoxy

PUSH BINS

Decorative, indoor waste management.

The push lid bullet bin is a classic equipment to be found in a variety of public places or business environments. This model is equipped with a silent spring-operated stainless steel trap and a bag holder to keep trash out of sight. A rubber rim around the bottom edge protects from scratches and chemicals.



PB-3140-BLA



PB-3140-SSSTL



PB-3140-SIL



PB-3140-MSSTL

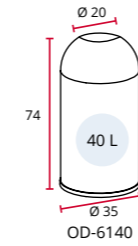


Item Code	Description	Colour	Material
PB-3140-BLA	Push bin 40 L	Black	Epoxy
PB-3140-SSSTL		Satin stainless steel	Stainless steel 430 & 304
PB-3140-SIL		Metallic grey	Epoxy
PB-3140-MSSTL		Mirror stainless steel	Stainless steel 430 & 304

WASTE SEPARATION OPEN DOME RECEPTACLE

Elegant design to fit all business environments.

A large top opening enables a quick disposal of waste into the liner. The coloured lids are varnished to remain fingerprints-free. Colours can be chosen individually to match an interior or combined to create a waste separation station.



OD-6140-SBLU



OD-6140-SGRN





OD-6140-SRED



OD-6140-SSSTL



OD-6140-SYEL



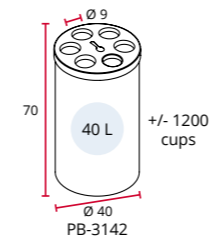
Sort and drop your waste without touching the lid

Item Code	Description	Colour	Material
OD-6140-SBLU	Open dome bin 40 L - blue lid	Satin stainless steel / Varnished blue	Stainless steel 430 & 201
OD-6140-SGRN	Open dome bin 40 L - green lid	Satin stainless steel / Varnished green	
OD-6140-SRED	Open dome bin 40 L - red lid	Satin stainless steel / Varnished red	
OD-6140-SSSTL	Open dome bin 40 L - varnished lid	Satin stainless steel / Varnished satin SS	
OD-6140-SYEL	Open dome bin 40 L - yellow lid	Satin stainless steel / Varnished yellow	


CUP COLLECTION CONTAINERS

Easy cup collection in stylish containers.

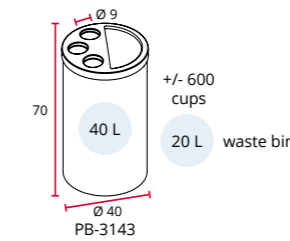
Ideal for disposing of plastic or paper cups and stirrers next to coffee machines, conference or break rooms. Cups are dropped directly into the tubes attached to the lid. Collection optimised by up to 60% as cups stack automatically inside the tubes. For cups up to 8 cm diameter. 2 variants available: cups only or cups and waste bin.




PB-3142



PB-3142-BLA



PB-3143



NEW
PB-3143-BLA



Item Code	Description	Colour	Material
PB-3142-BLA	Cup collection container 40 L	Black	Epoxy
PB-3143-BLA	Cups & waste collection container 40 L	Black	Epoxy